


# TAKING IT DOWN



Remove riders from the unit and unplug blower. Disconnect the blower from the unit and open the blower necks.

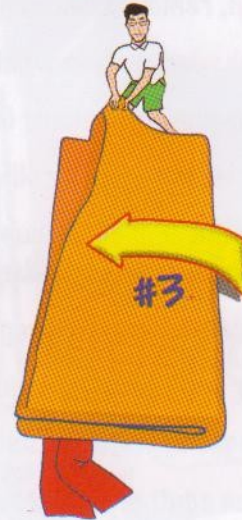


When the unit is deflated, fold each side to the center.




Next, fold in half again to form single width.

Takes 3 folds!



Starting from the door, roll the unit toward the rear pushing any excess air



Tuck in the blower necks & place the tie straps under the unit; then tie the bundle so it is secure.

